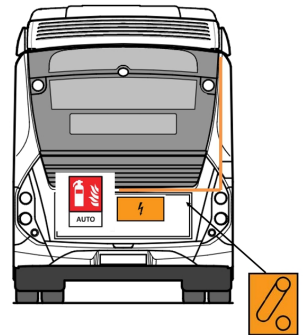
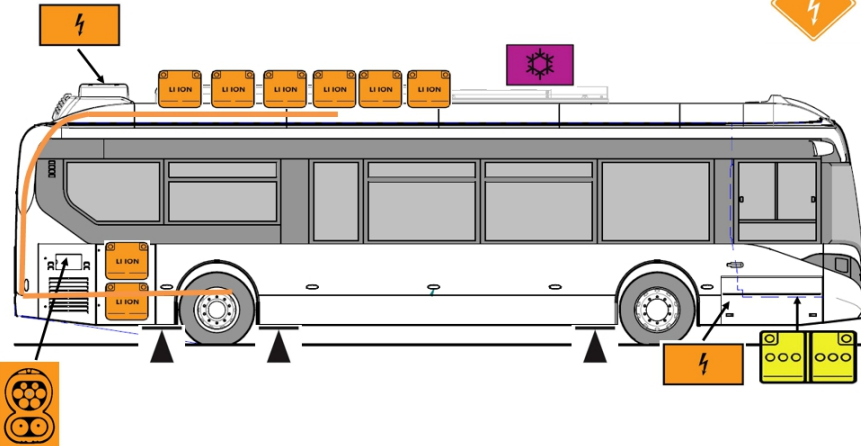
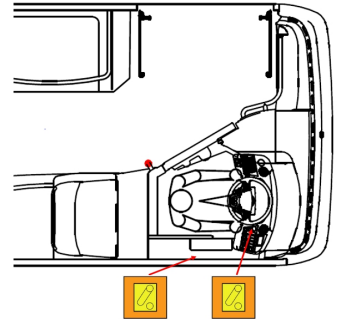
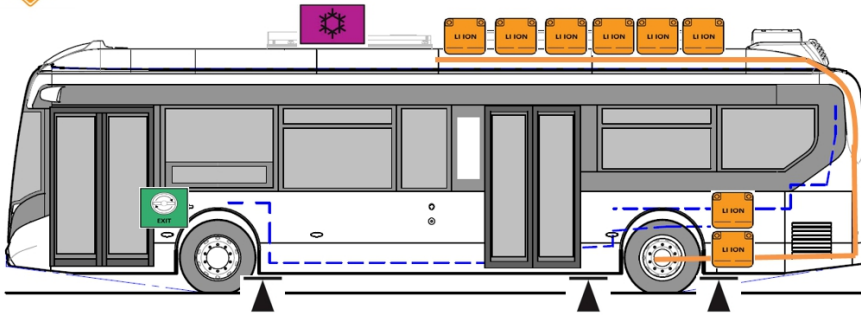




BYD D8UR Safety & Emergency Rescue Card

WARNING

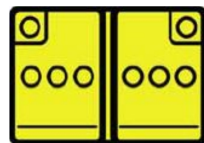
If the vehicle is on fire, press the EMERGENCY STOP switch to terminate the vehicle high-voltage power supply. Cover the fire with sand, dry powder fire extinguisher or liquid carbon dioxide fire extinguisher. Water or foam extinguisher is prohibited. The cables cannot be touched with bare hands.



Electric propulsion



High voltage Li-Ion battery



Low voltage battery



High voltage component



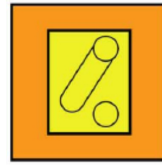
BYD D8UR Safety & Emergency Rescue Card



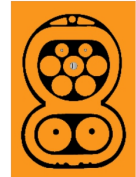
High voltage power cable



Disconnect high voltage



Disconnect high voltage (Low voltage control)



Charging port



Emergency door opener



Lifting point



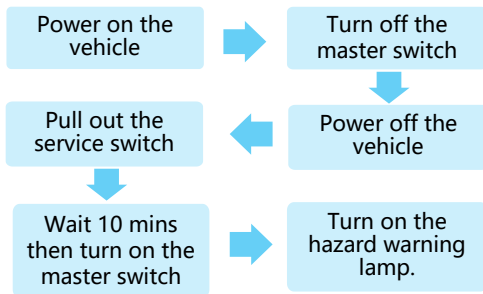
Automatic fire suppression system



Air-conditioning component

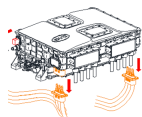
TOWING

1. When a special tow truck is used to tow the vehicle, follow the steps below :



3. Different way of towing:

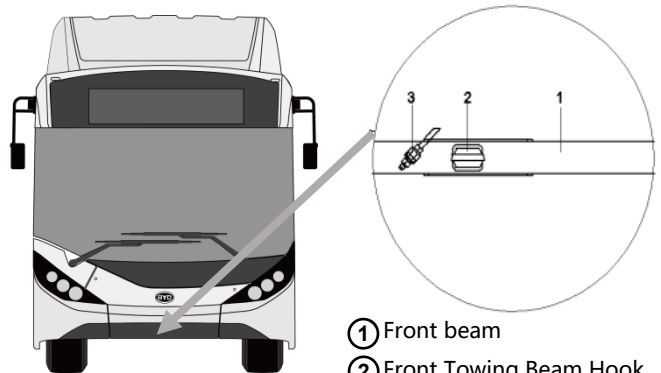
*Non-professionals are prohibited to operate.



Schematic diagram for removal of the three-phase line



2. During vehicle towing, no person including the driver or any other conductor is allowed to stay in the vehicle.



When the towing distance is more than 20km(12miles), remove the three-phase lines from the 6 in 1 unit, and wrap the lines with rubber sleeve or insulated rubber tape and suspend them in the rear compartment. Never allow metal terminals to come into contact with any conductive object in the rear compartment or with the frame. The speed must be less than 30km/h (18mph).

On a road that is busy or laden with heavy traffic, the vehicle may be towed on roadside for the speed, which is less than 30 km/h (18MPH), in emergency without removal of the three-phase lines. The distance of towing vehicle must be less than 20km (12miles).

Towing vehicle on the motorway or other road that minimum speed limitation is more than 30km/h(18MPH), the speed should be less than 60km/h(37mph) without removal of the three-phase lines and follow the emergency lane. Run off at the nearest exit then decelerate the speed to 30km/h(18MPH) and keep the speed running less than 20km(12miles).